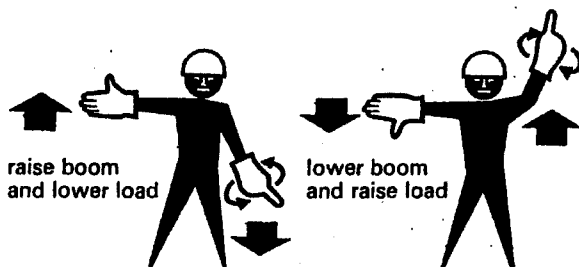
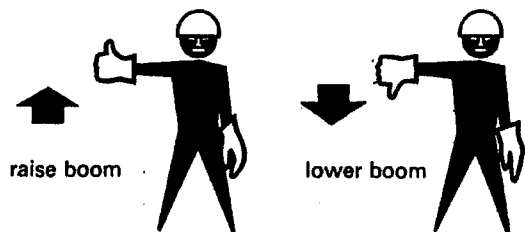


HAND SIGNALS FOR PILE DRIVING USING VERTICAL TRAVEL LEADS

BOOM SIGNALS


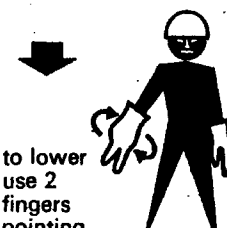
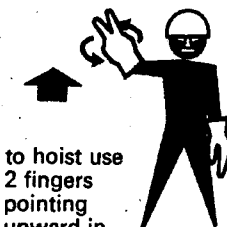


flex fingers during load movement

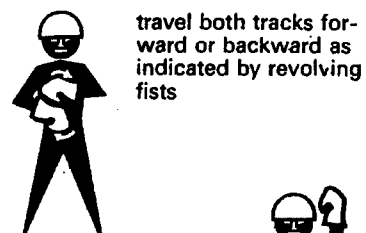
SWING



LEADS




CRAWLER OR TRAVEL SIGNALS




travel track this side in direction indicated by revolving fist - lock track on side indicated by raised fist




GENERAL



DOG EVERYTHING clasp hands




KICKER




to extend kickers, use open hand and motion away from machine



to retract kickers use open hand and motion toward the machine



to lower kickers use open hand and motion downwards




to raise kickers use open hand and motion upwards

PILE




to lower pile, touch hand to elbow and use down signal



to hoist pile, touch hand to elbow and use hoisting signal

HAMMER




to hoist hammer, touch hand to hat and use hoisting signal



to lower hammer, touch hand to hat and use down signal

PILE, HAMMER, LEADS



to lower pile, hammer and leads together, use both hands palms downward in down motion —



to raise pile, hammer, and leads together, use both hands palms upward in upward motion.